

MODEL: J305P-AC with Bayonet Cap
VOLTAGE: 6
DIMENSIONS: Inches (mm)
BATTERY: Flooded/wet lead-acid battery
COLOR: Maroon (case/cover)
MATERIAL: Polypropylene
WATERING SYSTEM: Single-Point Watering Kit



PRODUCT SPECIFICATIONS

| BCI GROUP SIZE | TYPE | CAPACITY ^A Minutes | | CAPACITY ^B Amp-Hours (AH) | | | | ENERGY (kWh) 100-Hr Rate | TERMINAL Type ^E | DIMENSIONS ^C Inches (mm) | | | WEIGHT lbs. (kg) |
|--|-----------|-------------------------------|----------|--------------------------------------|------------|------------|-------------|-----------------------------|----------------------------|-------------------------------------|------------|---------------------|------------------|
| | | @25 Amps | @75 Amps | 5-Hr Rate | 10-Hr Rate | 20-Hr Rate | 100-Hr Rate | | | Length | Width | Height ^D | |
| 6 VOLT DEEP CYCLE BATTERY - with T2 TECHNOLOGY™ | | | | | | | | | | | | | |
| 902 | J305P-AC* | 711 | 195 | 271 | 304 | 330 | 367 | 2.20 | 6 | 11.66 (296) | 6.94 (176) | 14.42 (366) | 96 (44) |

- A. The number of minutes a battery can deliver when discharged at a constant rate at 80°F (27°C) and maintain a voltage above 1.75 V/cell. Capacities are based on peak performance.
 - B. The amount of amp-hours (AH) a battery can deliver when discharged at a constant rate at 80°F (27°C) and 86°F (30°C) for the 5-Hour rate and maintain a voltage above 1.75 V/cell. Capacities are based on peak performance.
 - C. Dimensions are based on nominal size. Dimensions may vary depending on type of handle or terminal.
 - D. Dimensions taken from bottom of the battery to the highest point on the battery. Heights may vary depending on type of terminal.
 - E. Terminal images are representative only.
- Trojan's battery testing procedures adhere to both BCI and IEC test standards.

CHARGING INSTRUCTIONS

CHARGER VOLTAGE SETTINGS (AT 77°F/25°C)

| System Voltage | 6V | 12V | 24V | 36V | 48V |
|-------------------|------|------|------|------|------|
| Absorption Charge | 7.40 | 14.8 | 29.6 | 44.4 | 59.2 |
| Float Charge | 6.60 | 13.2 | 26.4 | 39.6 | 52.8 |
| Equalize Charge | 7.75 | 15.5 | 31.0 | 46.5 | 62.0 |

Do not install or charge batteries in a sealed or non-ventilated compartment. Constant under or overcharging will damage the battery and shorten its life as with any battery.


CHARGING TEMPERATURE COMPENSATION

.028 VPC for every 10°F (5.55°C) above or below 77°F (25°C) (add .028 VPC for every 10°F (5.55°C) below 77°F and subtract .028 VPC for every 10°C above 77°F).

OPERATIONAL DATA

| Operating Temperature | Self Discharge |
|---|--|
| -4°F to 113°F (-20°C to +45°C). At temperatures below 32°F (0°C) maintain a state of charge greater than 60%. | 5 – 15% per month depending on storage temperature conditions. |

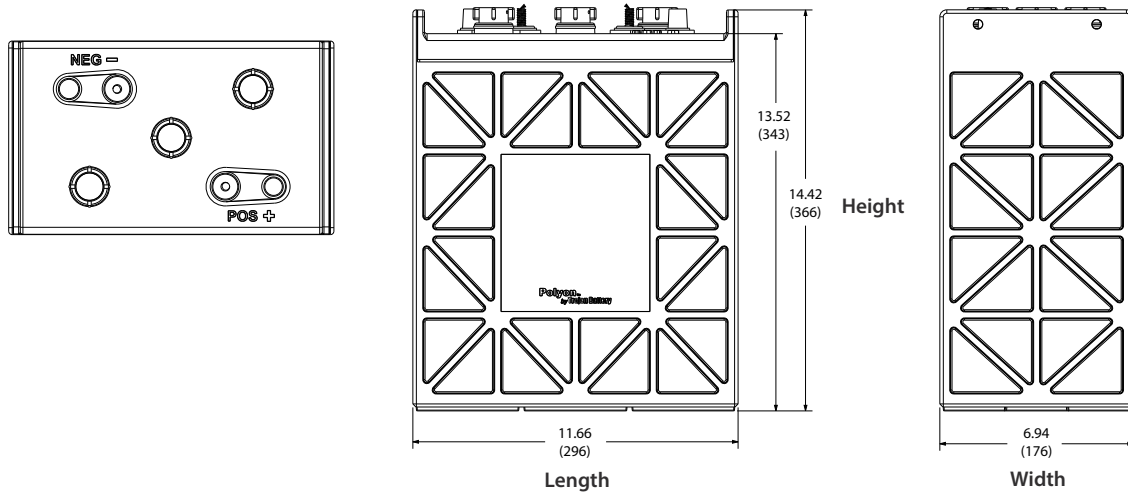
TERMINAL CONFIGURATIONS

| 6 | DT | Automotive Post & Stud Terminal |
|---|----|---------------------------------|
|  | | |
| <i>Terminal Height Inches (mm)</i> .79 (20) | | |
| <i>Torque Values in-lb (Nm)</i> Bolt: 95 – 105 (11 – 12) AP: 50 – 70 (6 – 8) | | |
| <i>Bolt Size</i> 5/16" | | |

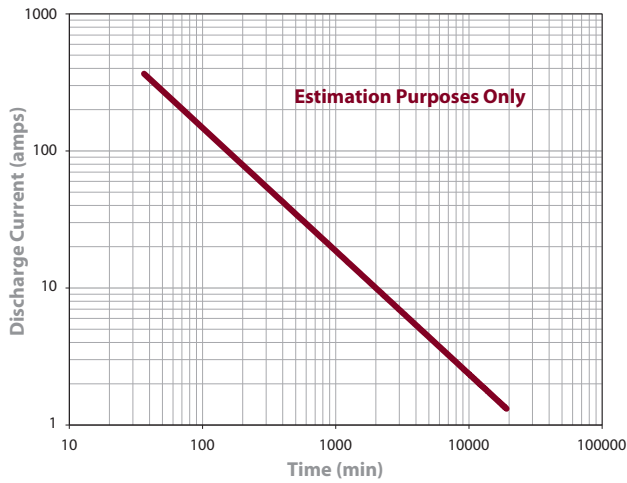
* Polyon™ Case



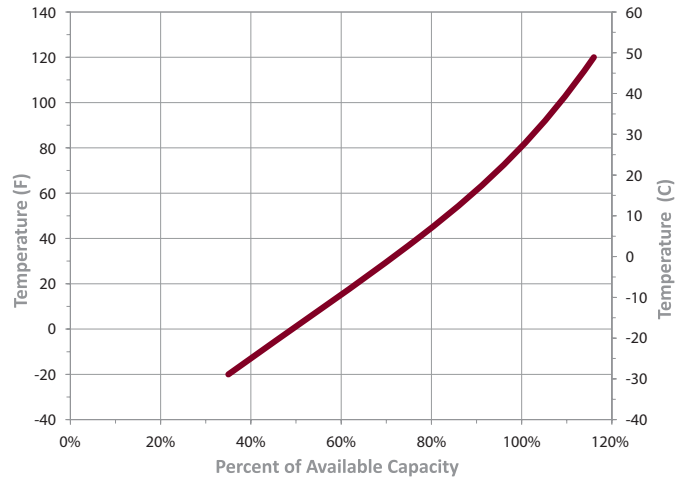
BATTERY DIMENSIONS (shown with DT)



TROJAN J305P-AC PERFORMANCE



PERCENT CAPACITY VS. TEMPERATURE



TROJAN BATTERY COMPANY WITH QUALITY SYSTEM CERTIFIED BY DNV = ISO 9001:2008 =



Trojan batteries are available worldwide through Trojan's Master Distributor Network. We offer outstanding technical support, provided by full-time application engineers.

For a Trojan Master Distributor near you, call 800.423.6569 or + 1.562.236.3000 or visit www.trojanbattery.com

12380 Clark Street, Santa Fe Springs, CA 90670 • USA